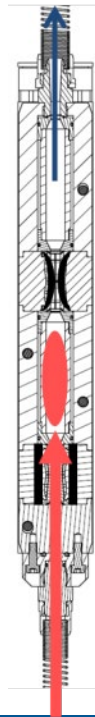


AP01 - Smart Inline Technology

Step 1 - Suction

*Vacuum sucks
a powder packet
into the Main Chamber.*

Vacuum



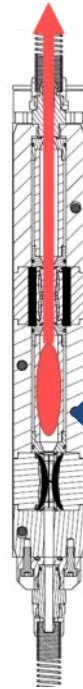
Second
Chamber

Main
Chamber

Step 2 - Output

*Transportation Air pushes
powder to the Second
Chamber and to the gun.*

Transportation Air



**The complete cycle
lasts 0.33 seconds!**



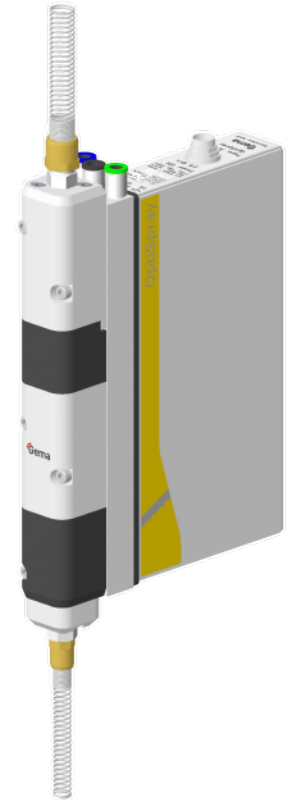
Consistent performance
and powder savings

Improved charging and
application quality

Linear powder flow,
efficient color change

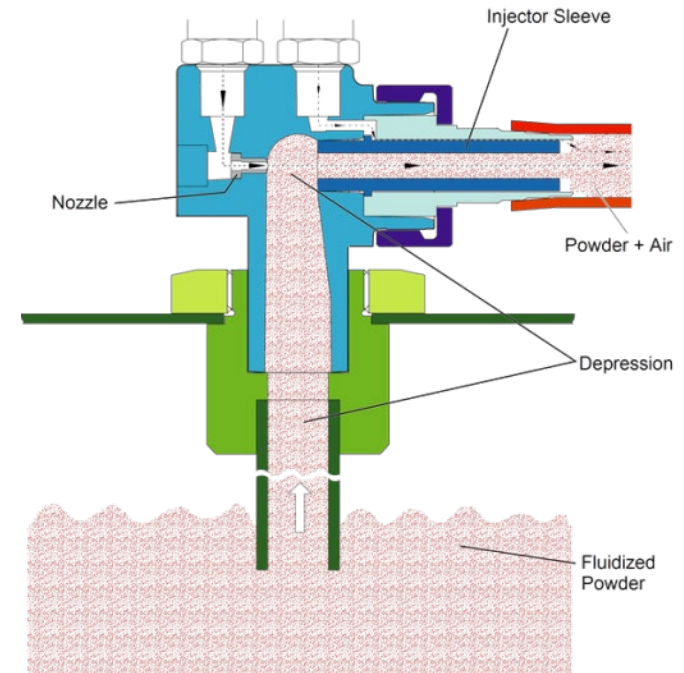
Consistent performance and powder savings

- The AP01 pumps thanks to the wear-free **Smart Inline Technology** can deliver constant powder output for a long period of time
 - **No performance decrease due to parts wearing**
 - **Constant powder output over long time**
 - **Constant coating thickness**
 - **Constant powder savings**
 - **Repeatable coating result**
 - **Constant quality**

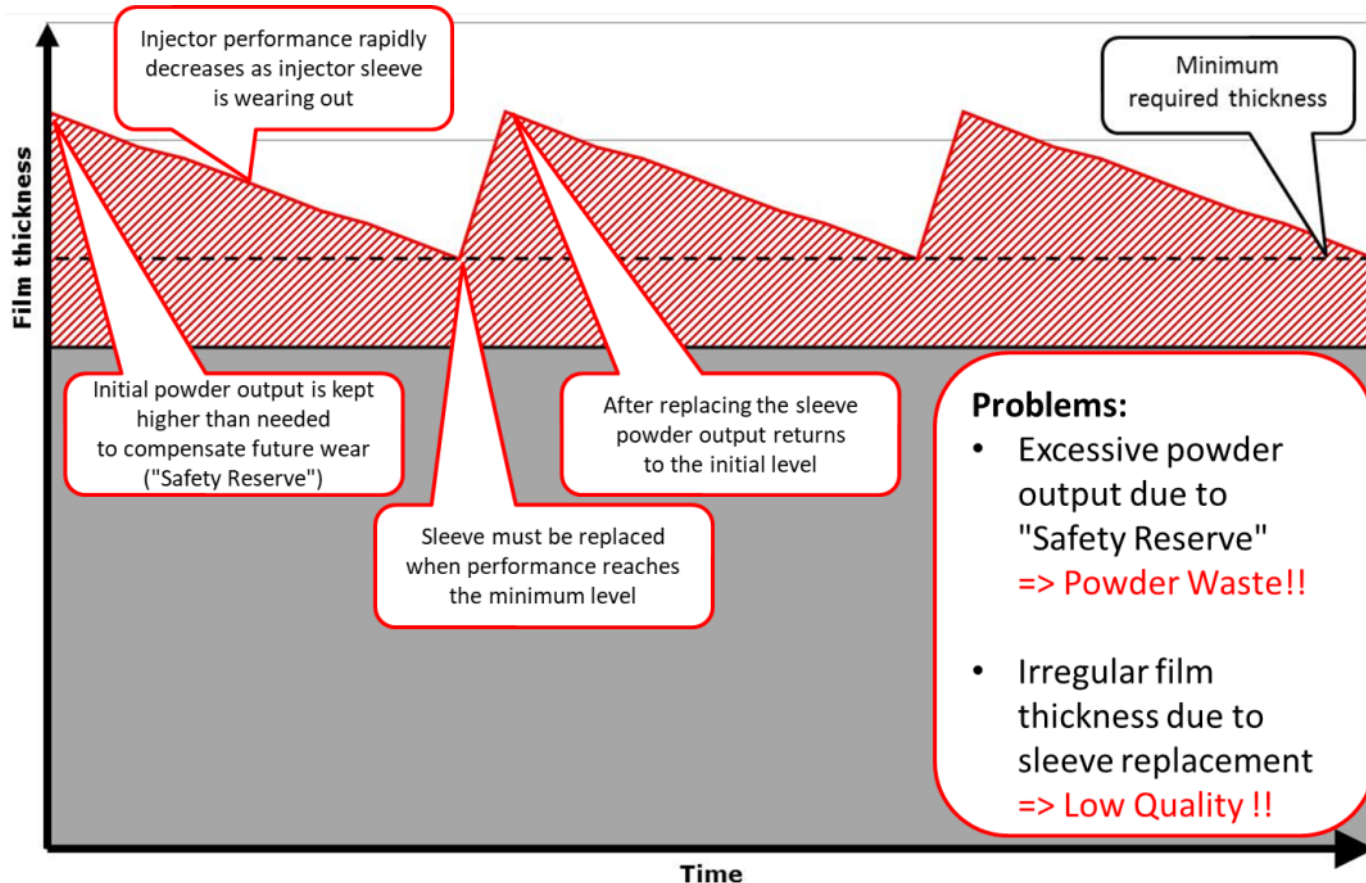


Traditional Venturi Technology

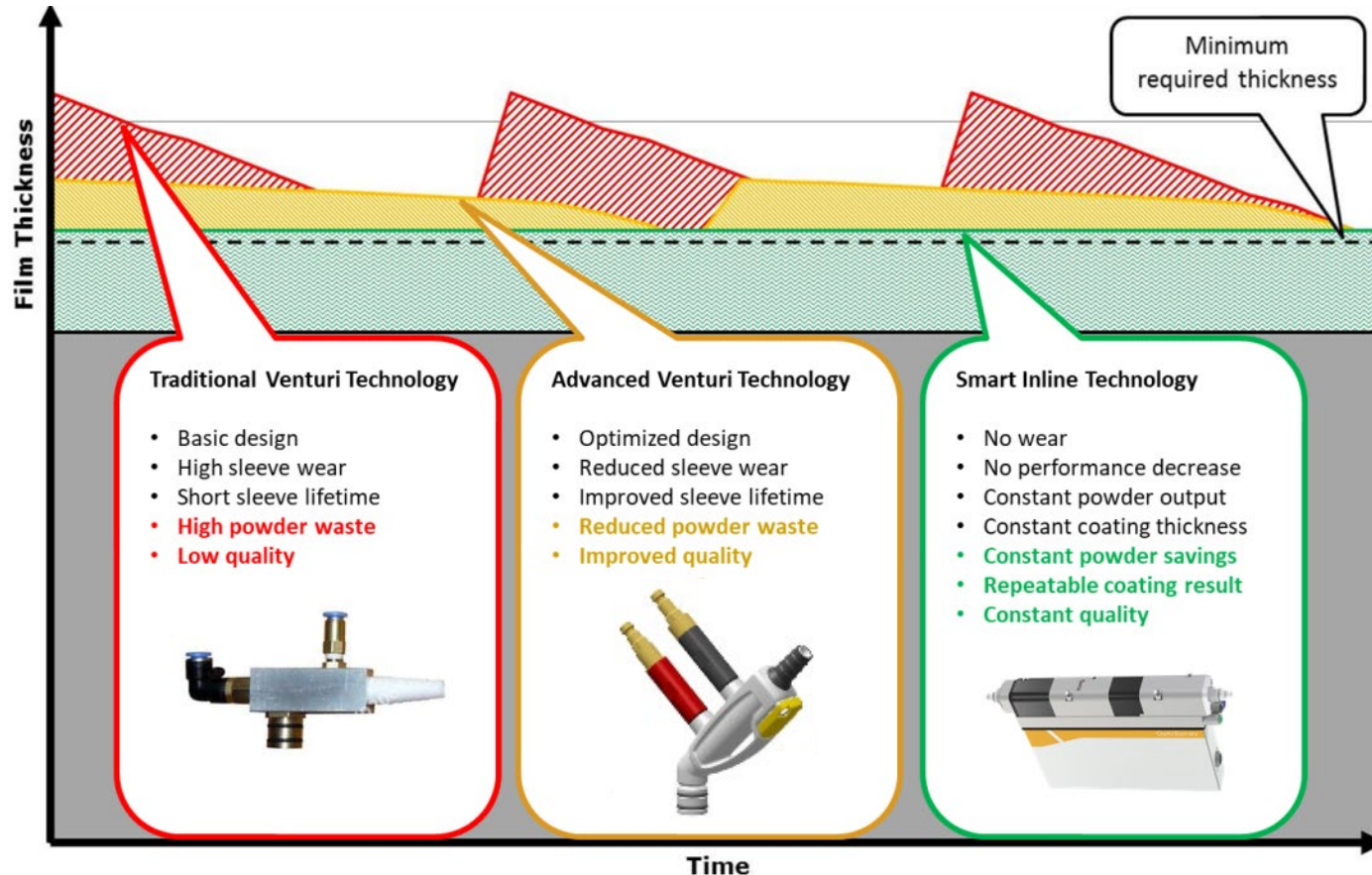
- The injector's nozzle blows compressed air into the Venturi chamber, through the injector sleeve
- This creates depression in the injector chamber that sucks powder from the fluidized hopper
- Powder + air is conveyed to the gun
- Powder progressively wears out the injector sleeve: **as injector sleeve wears out, performance decreases!**
- Large powder output requires more air through the injector nozzle: **possible application problems, lower transfer efficiency!**



Traditional Venturi Technology



Consistent performance and powder savings



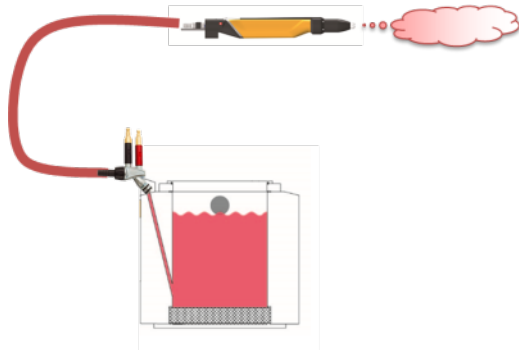
Improved charging and application quality

- The AP01 pumps thanks to the **Smart Inline Technology** can transport high amount of powder to long distances with just minimum amount of air.
 - **Easier optimization of powder application**
 - **Softer and more efficient powder cloud**
 - **Improved powder charging and transfer efficiency**
 - **More powder on the parts, less waste in the recovery system**
 - **Optimal application in all conditions**
 - **Improved coating performance**

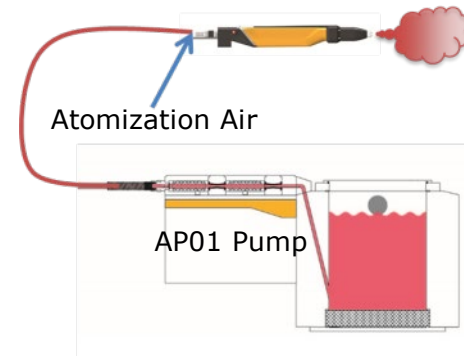


Improved charging and application quality

- **Venturi Injectors** need larger hoses and higher amount of air to transport powder.
- Excessive air amount necessary with long hoses and high powder output can determine too high powder velocity at the gun nozzle.
- Less efficient powder charging
- Possible application problems
- Reduced transfer efficiency
- More overspray and powder losses

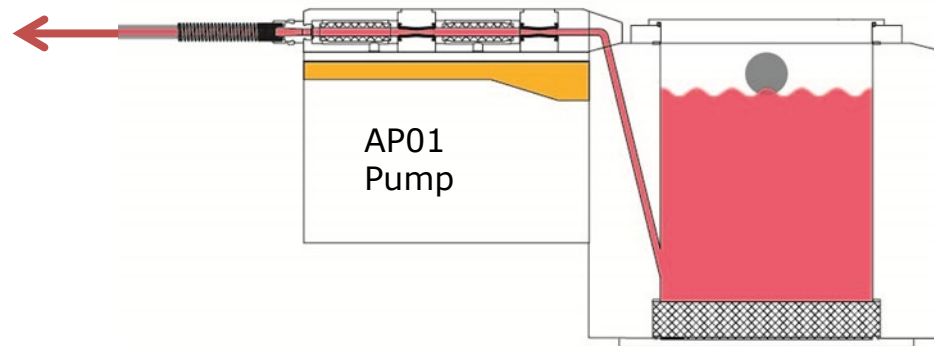


- The **AP01 pumps** conveys the powder to the gun with just a **little amount of air**.
- Optimal atomization air is added at the back of the gun. This allows softer and denser powder cloud even with long hoses and high powder output.
- **Ideal powder charging in all conditions**
- **Optimal application performance**
- **Highest transfer efficiency**
- **More powder on parts, less waste**



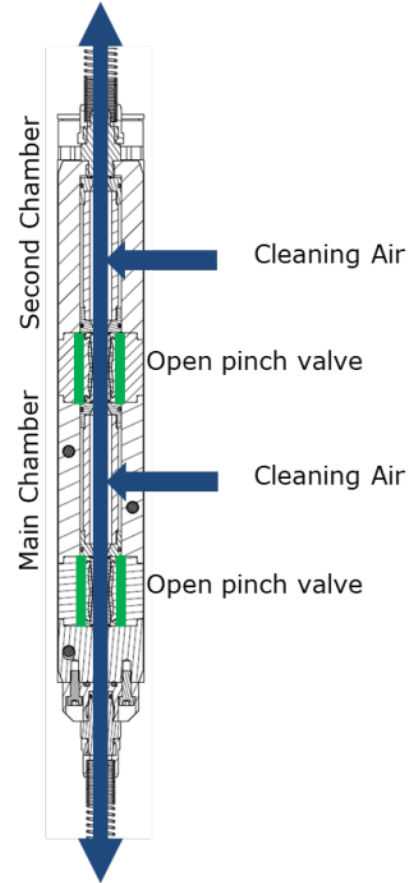
Linear powder flow, efficient color change

- The AP01 pumps features a straight and linear power path.
- Powder is gently moved always in the same direction, from the hopper to the gun.
- No need for complicated parallel pumping chambers where powder can accumulate.
- The AP01 design is ideal for easy blow-through cleaning.
- The automatic purging process further simplifies the deep cleaning of the pump
- **AP01 offers the best design for color change.**



Automated purging program

- The AP01 OptiSpray pumps can be cleaned with an **automated purging program**.
- Cleaning air is introduced in both chambers and flows in both directions.
- The chambers' fluid material is deeply cleaned
- The pick-up hose from the hopper to the pump is purged
- The transport hose from the pump to the gun is purged



Ideal integration in OptiCenter

- AP01 OptiSpray pumps can be integrated in the OptiCenter for the best operating performance and the easiest cleaning.
- Compact pump positioning for the most efficient powder transport.
- Fresh Powder Feed options for constant application quality.
- Clean environment for easy cleaning and color change.

